



SCAN CODE
To view the video
SALES REPORT

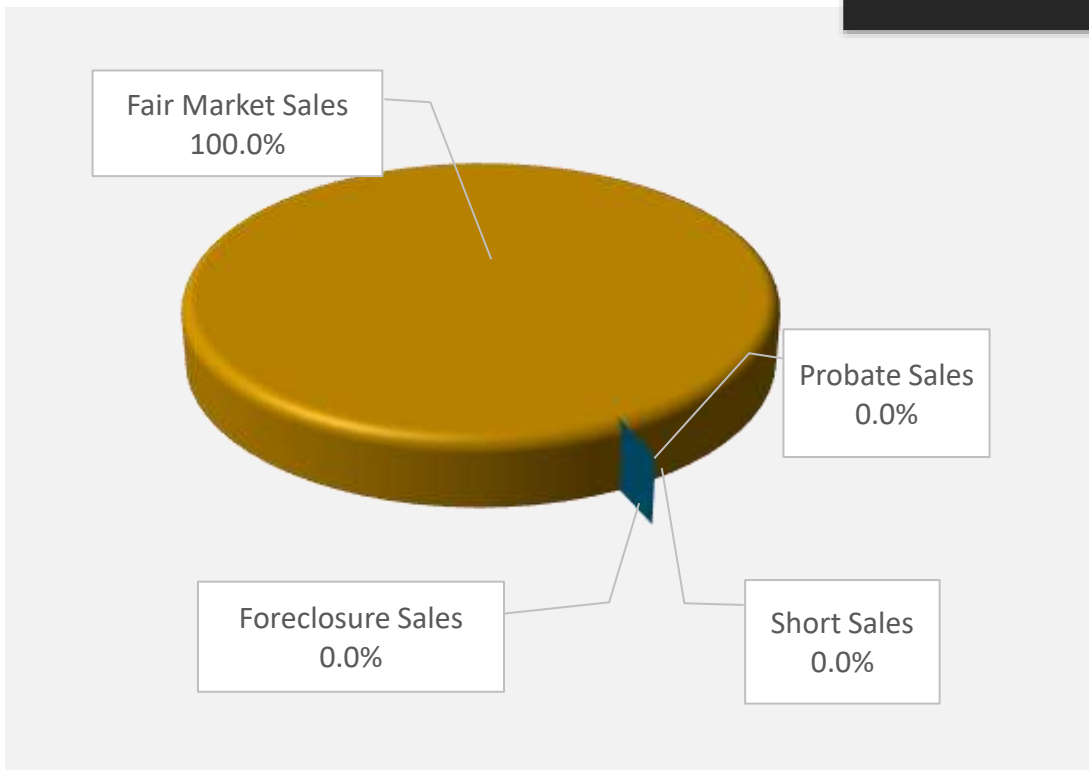


JULY 2024

MOUNTAIN HOUSE REAL ESTATE SALES
REPORT

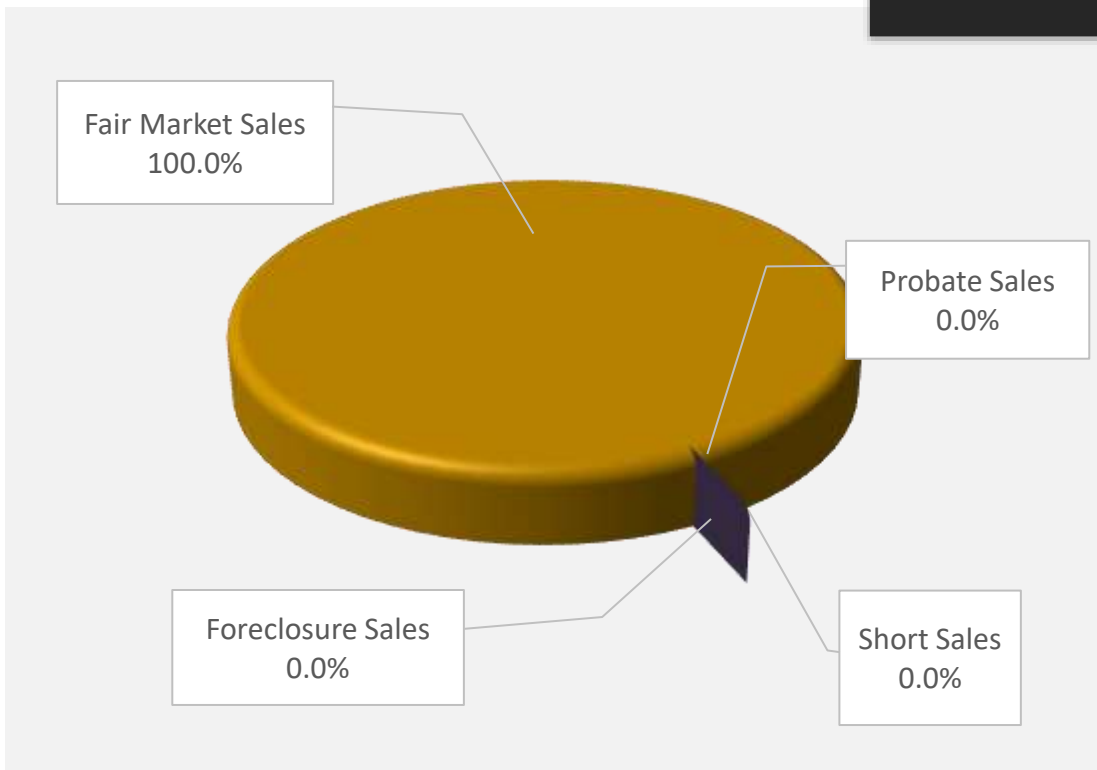
Sold Homes Summary

16

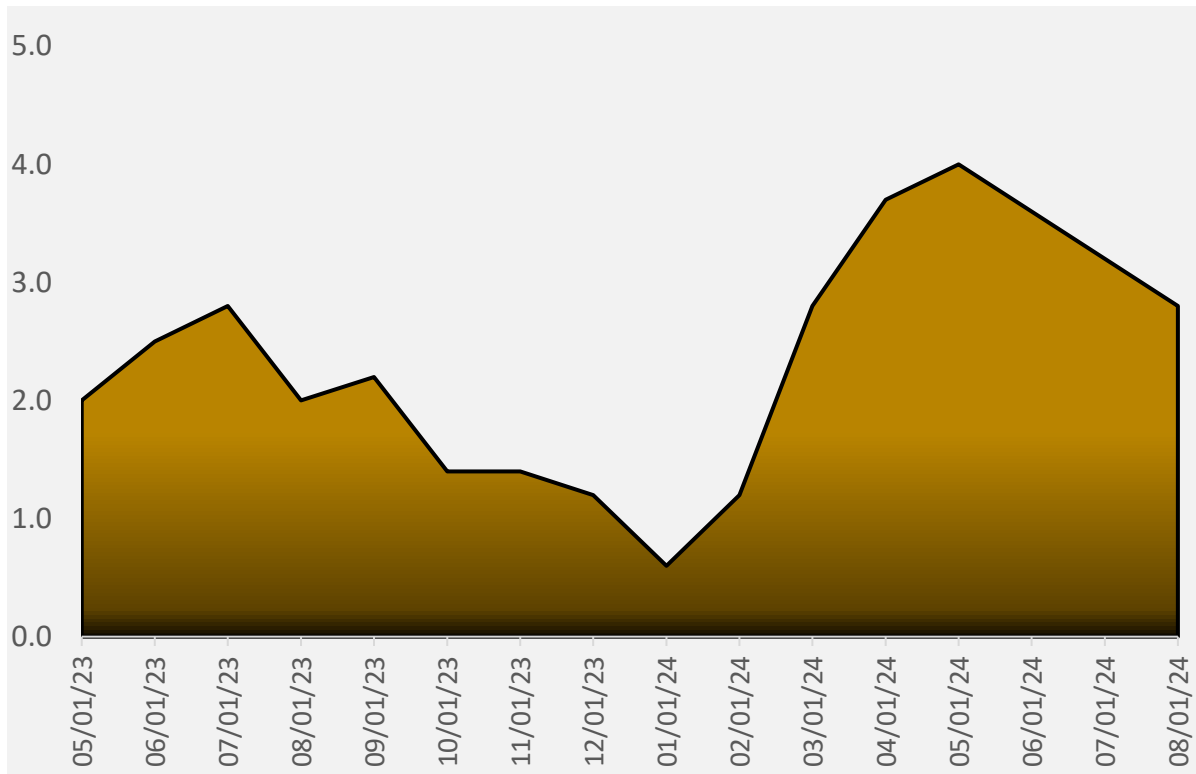


Available Homes

28

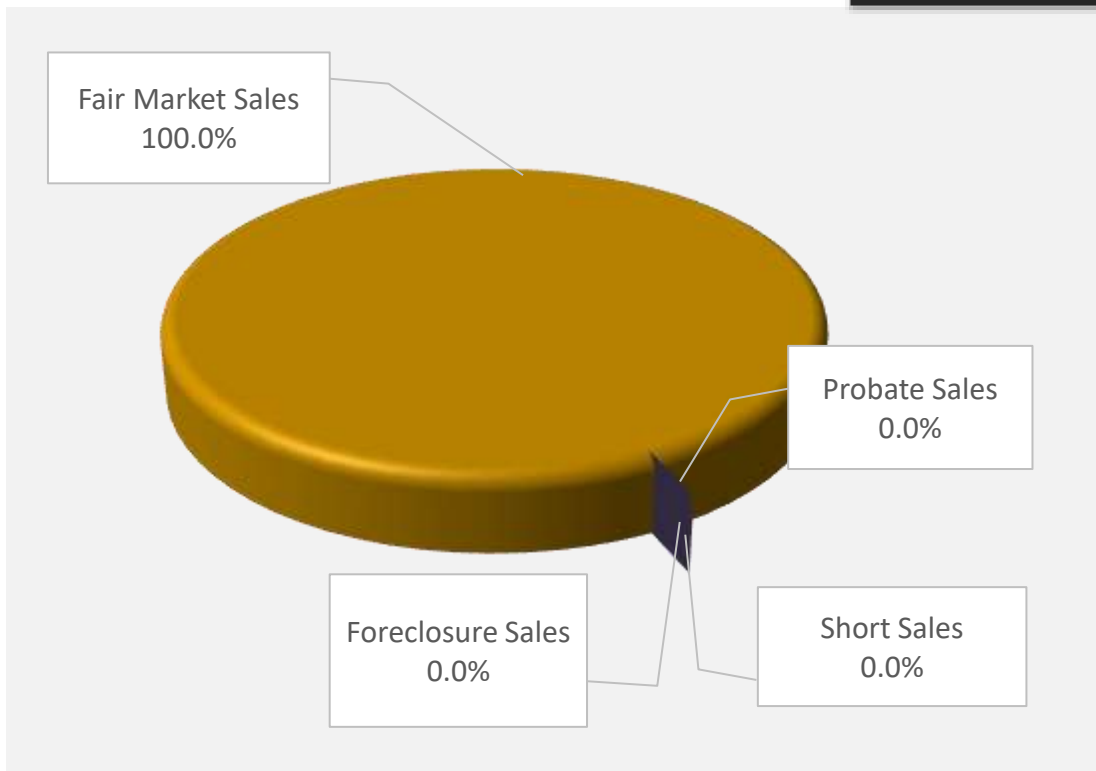


Months of Remaining Inventory

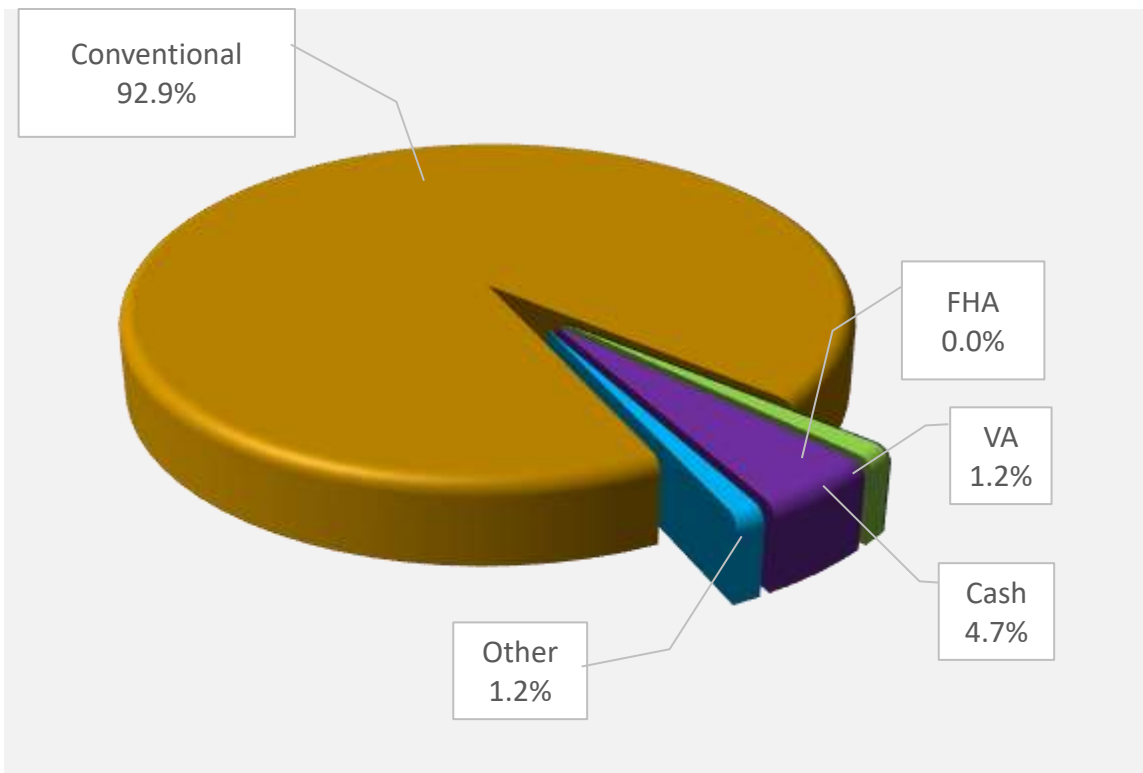


Pending Homes

12



New Financing Type



State of the Market

MARKET TIMING:

28.4

Average days on market for homes in escrow.

2.8

Months of remaining inventory (based on average of last 6 months sales).

28

HOMES FOR SALE

12

HOMES IN ESCROW

AVAILABLE HOME STATISTICS:

Vacancy rate:

7.14%

2

Available homes are vacant.

25.00%

Available homes have had price reductions since being listed.

MARKET STATISTICS:

16

Homes sold in the past 30 days.

31

Homes sold in the past 60 days.

85

Homes sold in the past 6 months.

Average price per square foot in the past 30 days.

\$433.57

Average selling price in the past 6 months.

\$1,106,015.92

PENDING HOME STATISTICS:

41.67%

Of homes are pending for less than the original asking price.

2,567

Average square footage for home sold in the past 30 days.

50.0%

Homes sold above original listed price in past 30 days.

99.4%

Average Asked to Sold Ratio in the past 30 days.

99.7%

Median Asked to Sold Ratio in the past 30 days.



MOUNTAIN HOUSE REAL ESTATE SALES SUMMARY

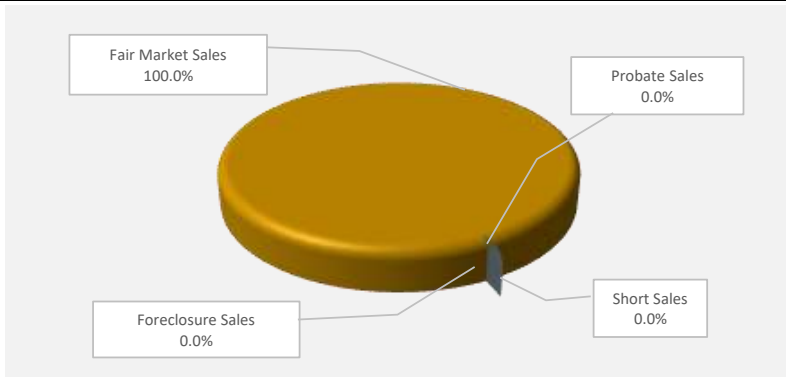
Prepared: 08/05/24

28 Available Homes

Existing Financing	Homes	Percentage
Fair Market Sales	28	100.0%
Probate Sales	0	0.0%
Short Sales	0	0.0%
Foreclosure Sales	0	0.0%
		100.0%

Low	\$ 549,000
Average	\$ 1,129,836
High	\$ 2,148,000
Average DOM:	26.8

Occupancy	Homes	Percentage
Occupied	26	92.9%
Vacant	2	7.1%

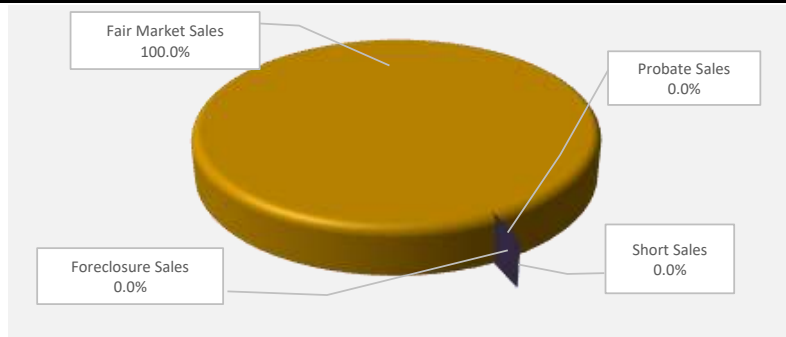


13 Listed in the past 30 days.
24 Listed in the past 60 days.

12 Pending Homes

Existing Financing	Homes	Percentage
Fair Market Sales	12	100.0%
Probate Sales	0	0.0%
Short Sales	0	0.0%
Foreclosure Sales	0	0.0%
		100.0%

Low	\$ 589,000
Average	\$ 931,687
High	\$ 1,525,000
Average DOM:	28.4

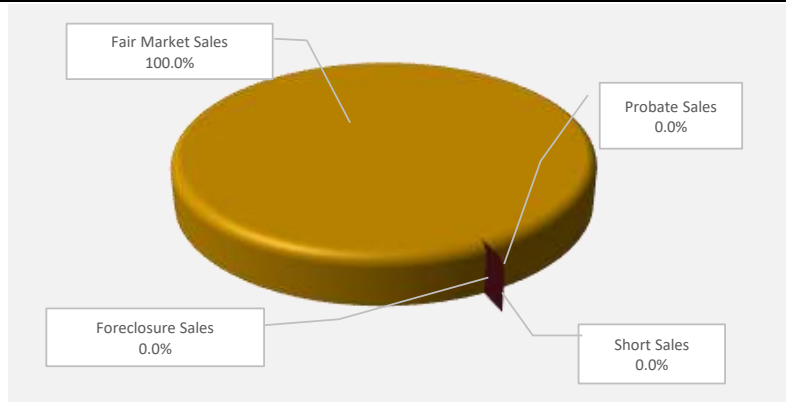


Sold Homes Summary

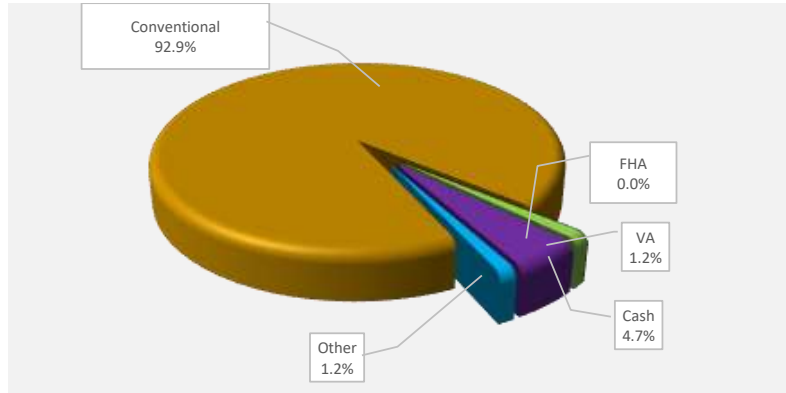
16 Sold in the past 30 days
31 Sold in the past 60 days
85 Sold in the past 6 months

Previous Financing	Homes	Percentage
Fair Market Sales	85	100.0%
Probate Sales	0	0.0%
Short Sales	0	0.0%
Foreclosure Sales	0	0.0%
		100.0%

Low	\$ 539,900
Average	\$ 1,067,505
High	\$ 1,599,000
Average DOM:	12.1



New Financing Type	Homes	Percentage
Conventional	79	92.9%
FHA	0	0.0%
VA	1	1.2%
Cash	4	4.7%
Other	1	1.2%
		100.0%



MOUNTAIN HOUSE REAL ESTATE SALES SUMMARY

Prepared: 08/05/24			TOTAL IN PRICE BRACKET	HOMES FOR SALE	HOMES IN ESCROW	% WITH OFFERS
PRICE RANGE						
\$0	to	\$699,999	4	1	3	75.00%
\$700,000	to	\$749,999	1	0	1	100.00%
\$750,000	to	\$799,999	2	0	2	100.00%
\$800,000	to	\$849,999	2	2	0	0.00%
\$850,000	to	\$899,999	4	3	1	25.00%
\$900,000	to	\$949,999	2	1	1	50.00%
\$950,000	to	\$999,999	5	4	1	20.00%
\$1,000,000	to	\$1,099,999	1	1	0	0.00%
\$1,100,000	to	\$1,199,999	5	5	0	0.00%
\$1,200,000	to	\$1,299,999	4	4	0	0.00%
\$1,300,000	to	\$1,399,999	6	5	1	16.67%
\$1,400,000	to	\$1,499,999	1	0	1	100.00%
\$1,500,000	to	\$1,599,999	2	1	1	50.00%
\$1,600,000	to	\$1,699,999	0	0	0	
\$1,700,000	to	\$1,799,999	0	0	0	
\$1,800,000	to	\$1,899,999	0	0	0	
\$1,900,000	to	\$1,999,999	0	0	0	
\$2,000,000	to	\$2,099,999	0	0	0	
\$2,100,000	to	\$2,199,999	1	1	0	0.00%
\$2,200,000	to	\$2,299,999	0	0	0	
\$2,300,000	to	\$2,399,999	0	0	0	
\$2,400,000	and up		0	0	0	
TOTAL			40	28	12	30.00%

MARKET TIMING:

28.4 Average days on market for homes in escrow.

2.8 Months of remaining inventory (based on average of last 6 months sales).

AVAILABLE HOME STATISTICS:

0 Available homes are short sales. Short Sale Percentage: 0.00%
 0 Available homes are bank owned (REO). REO percentage: 0.00%
 2 Available homes are vacant (includes REO). Vacancy rate: 7.14%

25.00% Available homes have had price reductions since being listed.

PENDING HOME STATISTICS:

0 Pending homes are short sales. Short Sale Percentage: 0.00%
 0 Pending homes are bank owned (REO). REO percentage: 0.00%

41.67% Of homes are pending for less than the original asking price.

MARKET STATISTICS:

16 Homes sold in the past 30 days.
 \$1,106,015.92 Average selling price in the past 6 months.
 \$433.57 Average price per square foot in the past 30 days.
 2,567 Average square footage for home sold in the past 30 days.
 50.0% Homes sold above original listed price in past 30 days.
 99.4% Average Asked to Sold Ratio in the past 30 days.
 99.7% Median Asked to Sold Ratio in the past 30 days.
 31 Homes sold in the past 60 days.
 85 Homes sold in the past 6 months.
 0 Sold homes that were short sales. Short Sale Percentage: 0.00%
 0 Sold homes that were bank owned. REO percentage: 0.00%

